

# High Volume STB



10-4

SAFE-T-BREAKS®

**All Husky® Safe-T-Breaks® stop the flow of fuel on both sides of the separation and have passed the demanding UL test requirements on separations without leaking or failing**

**Models 002276, 003076 and 003076A**

- Retains UL listing after reconnection.
- Internal pressure balancing chamber prevents “line shock” nuisance separations.
- Separates at less than 200 lbf / 889.6 N which minimizes “backlash” force of separation, reducing damage to equipment.

**Model 005231**

- Retains UL listing after reconnection.

- Uses the same internal pressure balancing chamber as Model 002276.

- Separates at less than 115 lbf / 511.5 N.

**Model 005812 and 006914**

- Light-weight, inexpensive and disposable.

- Same instant-closing dual poppet check valve design as Model 002276.

- Separates at less than 300 lbf / 1334.4 N.

**Model 006301**

- Internal Pressure Compensating Chamber (PCC) that prevents “line shock” nuisance separations.

- Same instant-closing dual poppet check valve as Model 002276.

- Separates at less than 225 lbf / 1000.8 N.



**Model 002276**



**Model 005812**

**Reconnectable with NPT**

MODEL NO.	DESCRIPTION	SHIPPING WEIGHT LBS (KG)
002276**	1" F x 1" F Reconnectable Safe-T-Break®	.75 (.34)
005231**	1" F x 1" F Reconnectable Low-Pull Safe-T-Break®	.75 (.34)

**Non-reconnectable with NPT**

MODEL NO.	DESCRIPTION	SHIPPING WEIGHT LBS (KG)
005812**	1" F x 1" F Non-Reconnectable Safe-T-Break®	.61 (.27)
006301**	1" F x 1" F PCC Non-Reconnectable Safe-T-Break®	.69 (.31)

**Reconnectable with BSPP**

MODEL NO.	DESCRIPTION	SHIPPING WEIGHT LBS (KG)
003076**	1" F x 1" F Reconnectable Safe-T-Break®	.75 (.34)
003076A*	1" F x 1" F Reconnectable Safe-T-Break® - Atex	.75 (.34)

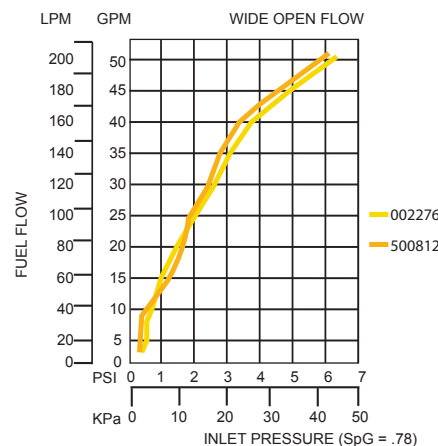
**Non-reconnectable with BSPP**

MODEL NO.	DESCRIPTION	SHIPPING WEIGHT LBS (KG)
006914**	1" F x 1" F Non-Reconnectable Safe-T-Break®	.61 (.27)

\*\*See page 2 for guard color options

**Construction**

Reconnectable Safe-T-Breaks®	
Body	Aluminum
Seals	Fluorocarbon
Springs	Stainless Steel
Stainless steel load and latch spring reverse mechanism	
Hardened stainless steel latch ring and balls	
Non-Reconnectable Safe-T-Breaks®	
Body	Zinc Alloys and Aluminum
Seals	Fluorocarbon



0518  
II 1 G  
EN 13617-2



# High Volume **STB**

All Husky® Safe-T-Breaks® stop the flow of fuel on both sides of the separation and have passed the demanding UL test requirements on separations without leaking or failing.

## Dimensions and System Options

### Whip Hoses

MODEL NO.	DESCRIPTION
002277	1" M x 1" M (25 mm M x 25 mm M) Whip Hose
227677**	1" M x 1" M Whip Hose connected to Model 002276 1" F x 1" F Reconnectable Safe-T-Break®
581277**	1" M x 1" M Whip Hose connected to Model 005812 1" F x 1" F Non-Reconnectable Safe-T-Break®
002278	1" M x 1" M (25 mm M x 25 mm M) Whip Hose with Swivel Nut

### Guards

MODEL NO.	DESCRIPTION
003098**	Safe-T-Break® Scuff Guard

### Accessories, Maintenance, and Testing

Model No.	Description
007000	Safe-T-Break® Drain Cup
003813	Safe-T-Break® Demonstration Kit



### Color Chart

COLOR SUFFIX	SUFFIX	COLOR	COLOR SUFFIX
Blue	-01	White	-06
Red	-02	Gold	-08
Green	-03	Silver	-09
Black	-04	BP Green	-16
Yellow	-05	Pink	-20

\*\*Safe-T-Breaks® and Safe-T-Break® Scuff Guards are to be ordered with the corresponding guard color option added to the model number.

Example: If BLUE guards are desired, add guard color option -01 to the model number (004034-01).

For custom colors, a minimum order of 4,000 guards will be required.



2325 Husky Way • Pacific, MO 63069  
(800) 325-3558 • Fax (636) 825-7300  
[www.husky.com](http://www.husky.com) • [sales@husky.com](mailto:sales@husky.com)

MADE IN THE U.S.A.