

High Volume STB



10-6

SAFE-T-BREAKS®

All Husky® Safe-T-Breaks® stop the flow of fuel on both sides of the separation and have passed the demanding UL test requirements on separations without leaking or failing.

Models 002276, 003076 and 003076A

- Retains UL listing after reconnection.
- Internal pressure balancing chamber prevents “line shock” nuisance separations.
- Separates at less than 200 lbf / 889.6 N which minimizes “backlash” force of separation, reducing damage to equipment.

Model 005231

- Retains UL listing after reconnection.

- Uses the same internal pressure balancing chamber as Model 002276.

- Separates at less than 115 lbf / 511.5 N.

Model 005812 and 006914

- Light-weight, inexpensive and disposable.

- Same instant-closing dual poppet check valve design as Model 002276.

- Separates at less than 300 lbf / 1334.4 N.

Model 006301

- Internal Pressure Compensating Chamber (PCC) that prevents “line shock” nuisance separations.

- Same instant-closing dual poppet check valve as Model 002276.

- Separates at less than 225 lbf / 1000.8 N.



Model 002276



Model 005812

Reconnectable with NPT

MODEL NO.	DESCRIPTION	SHIPPING WEIGHT LBS (KG)
002276**	1" F x 1" F Reconnectable Safe-T-Break®	.75 (.34)
005231**	1" F x 1" F Reconnectable Low-Pull Safe-T-Break®	.75 (.34)

Non-reconnectable with NPT

MODEL NO.	DESCRIPTION	SHIPPING WEIGHT LBS (KG)
005812**	1" F x 1" F Non-Reconnectable Safe-T-Break®	.61 (.27)
006301**	1" F x 1" F PCC Non-Reconnectable Safe-T-Break®	.69 (.31)

Reconnectable with BSPP

MODEL NO.	DESCRIPTION	SHIPPING WEIGHT LBS (KG)
003076**	1" F x 1" F Reconnectable Safe-T-Break®	.75 (.34)
003076A*	1" F x 1" F Reconnectable Safe-T-Break® - Atex	.75 (.34)

Non-reconnectable with BSPP

MODEL NO.	DESCRIPTION	SHIPPING WEIGHT LBS (KG)
006914**	1" F x 1" F Non-Reconnectable Safe-T-Break®	.61 (.27)

**See page 2 for guard color options

Construction

Reconnectable Safe-T-Breaks®

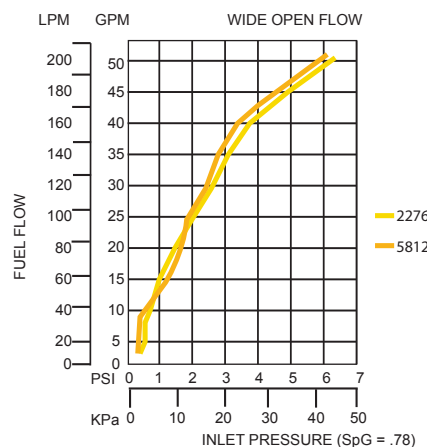
Body	Aluminum
Seals	Fluorocarbon
Springs	Stainless Steel

Stainless steel load and latch spring reverse mechanism

Hardened stainless steel latch ring and balls

Non-Reconnectable Safe-T-Breaks®

Body	Zinc Alloys and Aluminum
Seals	Fluorocarbon



0518
II 1 G
EN 13617-2



High Volume **STB**

All Husky® Safe-T-Breaks® stop the flow of fuel on both sides of the separation and have passed the demanding UL test requirements on separations without leaking or failing.

Dimensions and System Options

Whip Hoses

MODEL NO.	DESCRIPTION
002277	1" M x 1" M (25 mm M x 25 mm M) Whip Hose
227677**	1" M x 1" M Whip Hose connected to Model 002276 1" F x 1" F Reconnectable Safe-T-Break®
581277**	1" M x 1" M Whip Hose connected to Model 005812 1" F x 1" F Non-Reconnectable Safe-T-Break®
002278	1" M x 1" M (25 mm M x 25 mm M) Whip Hose with Swivel Nut

Guards

MODEL NO.	DESCRIPTION
003098**	Safe-T-Break® Scuff Guard

Accessories, Maintenance, and Testing

MODEL NO.	DESCRIPTION
007000	Safe-T-Break® Drain Cup
003813	Safe-T-Break® Demonstration Kit



Color Chart

COLOR SUFFIX	SUFFIX	COLOR	COLOR SUFFIX
Blue	-01	White	-06
Red	-02	Gold	-08
Green	-03	Silver	-09
Black	-04	BP Green	-16
Yellow	-05	Pink	-20

**Safe-T-Breaks® and Safe-T-Break® Scuff Guards are to be ordered with the corresponding guard color option added to the model number.

Example: If BLUE guards are desired, add guard color option -01 to the model number (004034-01).

For custom colors, a minimum order of 4,000 guards will be required.



2325 Husky Way • Pacific, MO 63069
(800) 325-3558 • Fax (636) 825-7300
www.husky.com • sales@husky.com

MADE IN THE U.S.A.