



**All Husky® Safe-T-Breaks® stop the flow of fuel on both sides of the separation and have passed the demanding UL test requirements on separations without leaking or failing.**

### Model 004034

- Reconnectable Safe-T-Break® for the vapor assist systems: coaxial hoses with fuel “outside” hose, vapor return “inside” hose.
- Meets the reconnect endurance test of the UL Standard 567 Ninth Edition.
- Unique vapor valve stops vapors from escaping after a drive away.
- Separates at less than 200 lbf / 889.6 N to minimize backlash damage.
- Unique pre-loaded shock absorbing wave spring minimizes nuisance breaks.

### Model 006560

- Reconnectable Safe-T-Break® designed for the Veeder-Root® 900301 and VST Enviro-Loc® primary hose with ORVR valve.
- Same style and design as Model 004034 including the same fuel / vapor paths and separation force.

### Model 005134

- Non-reconnectable Safe-T-Breaks® in the same style and design as Model 004034, including the same fuel / vapor paths and separation force.

### Models 004034A/005134A

- Separates between 180-337 lbf / 800-1500 N.

### Reconnectable

MODEL NO.	DESCRIPTION	SHIPPING WEIGHT LBS (KG)
004034**	Reconnectable Safe-T-Break®	1.0 (.45)
004034A*	Reconnectable Safe-T-Break® - Atex	1.0 (.45)
006560**	Reconnectable Safe-T-Break® for ORVR	1.0 (.45)

### Non-reconnectable

MODEL NO.	DESCRIPTION	SHIPPING WEIGHT LBS (KG)
005134**	Non-reconnectable Safe-T-Break®	1.0 (.45)
005134A*	Non-reconnectable Safe-T-Break® - Atex	1.0 (.45)

\*\*See page 2 for guard color options

### Construction

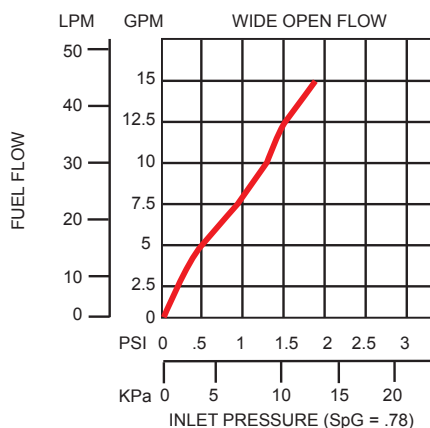
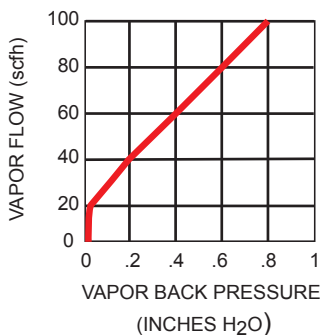
Body	Aluminum
Seals	Fluorocarbon
Springs	Fiber Reinforced Teflon®
Threads	004034, 004034A, 005134 and 005134A = M34 x 1.5 006560 = 1 1/4" - 18
	Stainless steel load and latch spring reverse mechanism Hardened stainless steel latch ring and balls



Model 004034



Model 005134



9001:2015



WARNING: Cancer and Reproductive Harm - www.P65Warnings.ca.gov



# Vacuum Assist **STB**

All Husky® Safe-T-Breaks® stop the flow of fuel on both sides of the separation and have passed the demanding UL test requirements on separations without leaking or failing.

## Dimensions and System Options

### Guards

Model No.	Description
003098**	Scuff Guard for 004034, 004034A, 005134, 005134A and 006560 Safe-T-Breaks®

### Color Chart

COLOR	SUFFIX	COLOR	SUFFIX
Blue	-01	White	-06
Red	-02	Gold	-08
Green	-03	Silver	-09
Black	-04	BP Green	-16
Yellow	-05	Pink	-20

\*\*Safe-T-Breaks® and Safe-T-Break® Scuff Guards are to be ordered with the corresponding guard color option added to the model number.


Example: If BLUE guards are desired, add guard color option -01 to the model number (004034-01).

For custom colors, a minimum order of 4,000 guards will be required.

Model 004034 & 006560



Model 005134



2325 Husky Way • Pacific, MO 63069  
 (800) 325-3558 • Fax (636) 825-7300  
[www.husky.com](http://www.husky.com) • [sales@husky.com](mailto:sales@husky.com)

MADE IN THE U.S.A.