

Automatic shut-off nozzle for full-service and self-service stations.

- X EZL nozzle shuts off when the gas tank is full.
- Stainless steel reinforced spout bushing keeps spout tip round, and acts as a captive fastener to prevent tip-end sensor damage.
- Nozzle is equipped with a unique Flo-Stop® device that shuts off the nozzle if it falls from the fill neck or raises above the horizontal.
- *StreamShaper®* reduces turbulence for straighter fuel flow and less splash back spillage.
- Comes standard with smooth full grip guard.
- ADA-compliant EZ Lever reduces the force required to open the main poppet valve by 50%, resulting in a lever operating force ≤5 lbs.
- Tilt poppet design provides precise “to-the-penny” dispensing.
- Optional cold weather seals are rated to -40 °F/C.
- Optional sightglass provides a clear window for the customer to view the fuel as it passes through the main poppet valve.
- Optional Gilbarco, Tokheim, and Wayne handguards can be fitted with a magnet to trigger the dispenser’s proximity switch, or can be provided without the magnet for dispensers equipped with a standard “flapper” switch.
- Optional Flo-Equalizer® prohibits the nozzle from exceeding 10 gpm (37.9 Lpm).



MODEL NO.
1163404N

New Unleaded Nozzles with NPT Inlet

MODEL NO.	DESCRIPTION	SHIPPING WEIGHT LBS (KG)
14531108	without Hold Open Clip, with Cold Weather Seals, POPD®S and 1808 Waffle Splash Guard	3.0 (1.4)
1163404N^	with Two Notch Hold Open Clip	2.9 (1.3)
11634119N^	with Two Notch Hold Open Clip and POPD®H	3.0 (1.4)

^ NOT LISTED

New Unleaded Nozzles with BSP Inlet


MODEL NO.	DESCRIPTION	SHIPPING WEIGHT LBS (KG)
11634283N^	with Two Notch Hold Open Clip and Extreme Heat Spout Seal	2.9 (1.3)
E11634250N^	with Two Notch Hold Open Clip, Sightglass, Mate Guard and Polymer Handle Cover	3.0 (1.4)

^ NOT LISTED




II 1 G
EN 13012
TYPE 1



 WARNING: Cancer and Reproductive Harm - www.P65Warnings.ca.gov

Automatic shut-off nozzle for full-service and self-service stations.

Dimensions



New Light Duty Diesel Nozzles with NPT Inlet

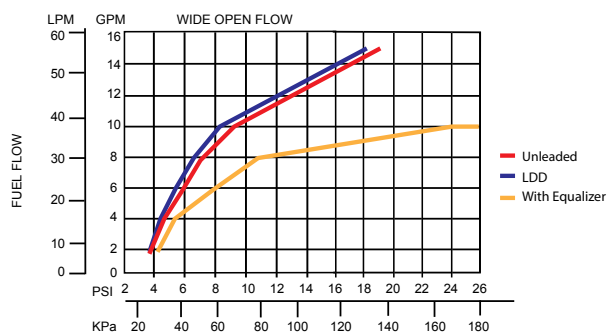
MODEL NO.	DESCRIPTION	SHIPPING WEIGHT LBS (KG)
14531108	without Hold Open Clip, with Cold Weather Seals, POPD®S and 1808 Waffle Splash Guard	3.0 (1.4)
1163403N^	with Two Notch Hold Open Clip 2.9 (1.3)	
11634205N^	with Two Notch Hold Open Clip and POPD®H	.0 (1.4)
		^ NOT LISTED

New Light Duty Diesel Nozzles with BSP Inlet

MODEL NO.	DESCRIPTION	SHIPPING WEIGHT LBS (KG)
E1286715A*	with Two Notch Hold Open Clip, Tokheim Magnetic Handguard, Mate Guard and Polymer Handle Cover - ATEX	3.0 (1.4)
E1128415N^	with Two Notch Hold Open Clip, Tokheim Polymer Handguard, Mate Guard and Polymer Handle Cover	3.0 (1.4)
E1163419N^	without Hold Open Clip, with Tokheim Polymer Handguard, Mate Guard and Polymer Handle Cover	3.0 (1.4)
E11634251N^	with Two Notch Hold Open Clip, Sightglass, Mate Guard and Polymer Handle Cover	3.0 (1.4)
		^ NOT LISTED

Construction

Body	One piece die cast aluminum with high-impact polymer handguard
Seals	Fluorocarbon
Packing	Double o-ring seal protected by fiber-reinforced Teflon®
Lever	Two-piece polymer EZ Lever
Inlet	3/4" (19 mm) NPT or 3/4" (19 mm) BSP



Automatic shut-off nozzle for full-service and self-service stations.


Nozzle Options

Nozzle Guard Options



Waffle Guard Options

1807 Waffle Guard 1808 Waffle Guard




Handguard Options

Standard Polymer Handguard Gilbarco Polymer Handguard (with or without Magnet) Tokheim Polymer Handguard (with or without Magnet) Wayne Polymer Handguard (with or without Magnet)




Lever Options

Lever without Hold Open Clip Lever with Hold Open Clip



Latch Plate Options

1 - Position Latch Plate 2 - Position Latch Plate



Sightglass Option



Flo-Equalizer® Option





Automatic shut-off nozzle for full-service and self-service stations.

System Options

Safe-T-Breaks®

MODEL NO.	DESCRIPTION
002273	3/4" F x 3/4" F NPT Non-Reconnectable Safe-T-Break®
002774	3/4" F x 3/4" F BSPP Non-Reconnectable Safe-T-Break®
003360	3/4" F x 3/4" F NPT Reconnectable Safe-T-Break®
003385	3/4" F x 3/4" F BSPP Reconnectable Safe-T-Break®
005230	3/4" F x 3/4" F NPT Low Pull Reconnectable Safe-T-Break®
006130	3/4" F x 3/4" F NPT Non-Reconnectable PCC Safe-T-Break®
008330	3/4" F x 3/4" F NPT Reconnectable MAGBREAK®
009910	3/4" F x 3/4" F BSPP Reconnectable MAGBREAK®
010328	3/4" F x 3/4" F NPT Reconnectable High Pull MAGBREAK®
010330	3/4" F x 3/4" F BSPP Reconnectable High Pull MAGBREAK®
002774A	3/4" F x 3/4" F BSPP Non-Reconnectable Safe-T-Break® - Atex
003385A	3/4" F x 3/4" F BSPP Reconnectable Safe-T-Break® - Atex

Swivel/Safe-T-Break® Combos

MODEL NO.	DESCRIPTION
006310	3/4" M NPT Multi-Plane Swivel connected to 3/4" F NPT Reconnectable Safe-T-Break®
007085	3/4" M BSPP Multi-Plane Swivel connected to 3/4" F BSPP Reconnectable Safe-T-Break®
007085A	3/4" M BSPP Multi-Plane Swivel connected to 3/4" F BSPP Reconnectable Safe-T-Break® - Atex

Spouts

MODEL NO.	DESCRIPTION
001471	Light Duty Diesel Spout
001473	Unleaded Spout
010353	Light Duty Diesel Long Spout
010434	Unleaded Long Spout

Pressure/Vacuum Vents

MODEL NO.	DESCRIPTION
004620	2" Slip-On Pressure Vacuum Vent
004885	2" Thread-On Pressure Vacuum Vent - NPT
005885	2" Thread-On Pressure Vacuum Vent with Internal Screen - NPT

Accessories, Testing and Maintenance

MODEL NO.	DESCRIPTION
000397	Unleaded Spout Gauge
003593	Hold Open Clip Kit
004490	Conventional Flo-Equalizer® - 10 gpm / 37.9 Lpm
007089	Nozzle Service Kit
007490	Internal Flo-Equalizer® - 10 gpm / 37.9 Lpm

Swivels

MODEL NO.	DESCRIPTION
000350	3/4" M x 3/4" F NPT Multi-Plane Swivel
000355	3/4" M x 3/4" F NPT Multi-Plane Swivel Anodized Black
002272	3/4" M x 3/4" F NPT 90° Pump Swivel
002771	3/4" M x 3/4" F BSPP 90° Pump Swivel
002950	3/4" M x 3/4" F NPT Multi-Plane Restricted Swivel
003590	3/4" M x 3/4" F BSPP Multi-Plane Swivel
003895	3/4" M x 3/4" F NPT Inline Swivel
002771A	3/4" M x 3/4" F BSPP 90° Pump Swivel - Atex
003590A	3/4" M x 3/4" F BSPP Multi-Plane Swivel - Atex

Guards

MODEL NO.	DESCRIPTION
001506	Protection Package
001806	Full Grip Reguard
001807	Waffle Splash Guard with Small Hole
001808	Waffle Splash Guard
001809	Reguard Protection Package
003440	Mate Easy-On Package
003795	Mate Guard
004145	Full Grip Guard
006628	POPD® S Clear Cover
006665	POPD® S Full Grip Guard
007205	POPD® S Full Grip Reguard
007361	Black Handle Cover
007999	POPD® H Clear Cover
008165	POPD® S Mate Guard
008166	POPD® H Mate Guard
008175	POPD® EZS Nozzle Guard
008176	POPD® EZH Nozzle Guard
008185	POPD® H Full Grip Guard
008192	POPD® H Full Grip Reguard
014524	International Mate Package
014530	International Mate Guard
015247	International POPD® H Mate Guard
015253	International POPD® H Mate Package

Guard Color Chart

COLOR	SUFFIX	COLOR	SUFFIX	COLOR CUSTOM	SUFFIX
Blue	-01	Gold	-08	Amoco Blue	-07 CUSTOM
Red	-02	Silver	-09	Apple Green	-18 CUSTOM
Green	-03	BP Green	-16	Purple	-19 CUSTOM
Black	-04	M Blue	-25	Pink	-20 CUSTOM
Yellow	-05	Orange	-39	BPS Green	-22 CUSTOM
White	-06				

Scuff Guards are to be ordered with the corresponding guard color option added to the model number. Example: If BLUE guards are desired, add guard color option -01 to the model number (159504-01). For custom colors, a minimum order of 4,000 guards will be required.



2325 Husky Way • Pacific, MO 63069
(800) 325-3558 • Fax (636) 825-7300
www.husky.com • sales@husky.com

MADE IN THE U.S.A.

