

1690/1691 Nozzles



1690/
1691

HIGH VOLUME FUELING

Automatic shut-off bulk fueling nozzle.

- 1690/1691 nozzle shuts off when the container is full.
- Designed with extra large hand opening to accommodate gloves or mittens.
- Equipped with dual poppets for easy opening.
- Design includes a self-adjusting stem packing.
- Check valve is in the nozzle body, not the spout, which makes for an inexpensive and fast spout replacement.
- 1690 nozzle is equipped with two-position hold open latch.
- 1691 nozzle is not equipped with a hold open latch.
- Right angle design allows nozzle to “fit” close to walls and corners.
- Cast-in protective standoffs provide durability with rough usage.
- Nozzle is 30% lighter than similar nozzles in the market.

New High Volume Nozzles with NPT Inlet

MODEL NO.	DESCRIPTION	SHIPPING WEIGHT LBS (KG)
169112	without Hold Open Pins, with Shear Groove in Spout	4.6 (2.0)
169010N [^]	with Two-Position Hold Open Pins	4.6 (2.0)
652310N [^]	with Two-Position Hold Open Pins and Cold Weather Seals	4.6 (2.0)

[^] NOT LISTED

New High Volume Nozzles with BSP Inlet


MODEL NO.	DESCRIPTION	SHIPPING WEIGHT LBS (KG)
169038N [^]	with Two-Position Hold Open Pins	4.6 (2.0)

[^] NOT LISTED



MODEL NO.
169010N




 WARNING: Cancer and Reproductive Harm - www.P65Warnings.ca.gov



1690/1691 Nozzles

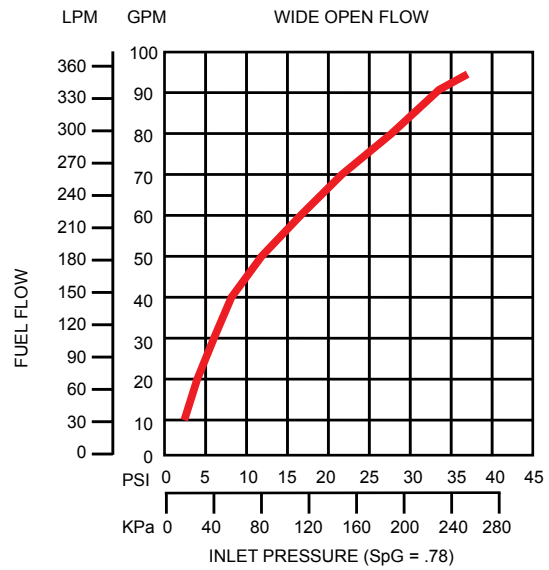
Automatic shut-off bulk fueling nozzle.

Dimensions



Construction

Body	One piece sand cast aluminum
Seals	Fluorocarbon
Packing	Double o-ring seal protected by fiber-reinforced Teflon®
Lever	One piece contoured steel
Inlet	1-1/2" (38.1 mm) NPT or 1-1/2" (38.1 mm) BSP





1690/1691 Nozzles


Automatic shut-off bulk fueling nozzle.

Nozzle Options

Hold Open Latch Pin Options

With Hold Open Latch Pins


Without Hold Open Latch Pins



UL Shear Groove Option

With UL Spout Shear Groove

Without UL Spout Shear Groove



**Husky**

GENERAL FUELING PRODUCTS

1690/1691 Nozzles

Automatic shut-off bulk fueling nozzle.

System Options

Spouts

MODEL NO.	DESCRIPTION
004889	Spout Assembly without Shear Groove
005042	Spout Assembly with shear groove (1691 CUL model)

Pressure/Vacuum Vents

MODEL NO.	DESCRIPTION
004620	2" Slip-On Pressure Vacuum Vent
004885	2" Thread-On Pressure Vacuum Vent - NPT
005885	2" Thread-On Pressure Vacuum Vent with Internal Screen - NPT

Accessories, Testing and Maintenance

MODEL NO.	DESCRIPTION
007089	Nozzle Service Kit

Swivels

MODEL NO.	DESCRIPTION
005240	1-1/4" F x 1-1/2" M NPT Single Plane Swivel
005266	1-1/2" F x 1-1/2" M NPT Single Plane Swivel
005754	1-1/4" F x 1-1/2" M BSPP Single Plane Swivel
005755	1-1/2" F x 1-1/2" M BSPP Single Plane Swivel



2325 Husky Way • Pacific, MO 63069
 (800) 325-3558 • Fax (636) 825-7300
www.husky.com • sales@husky.com

MADE IN THE U.S.A. 